


SarTec®



SASI Custom Feedlot Operations Report for

SarTec Automatic SarComputer Interrogator

A Major Advance in Inventory Control

SarTec® Corporation
Phone: 800-472-7832
Fax: 763-421-2319
Web: www.sartec.com

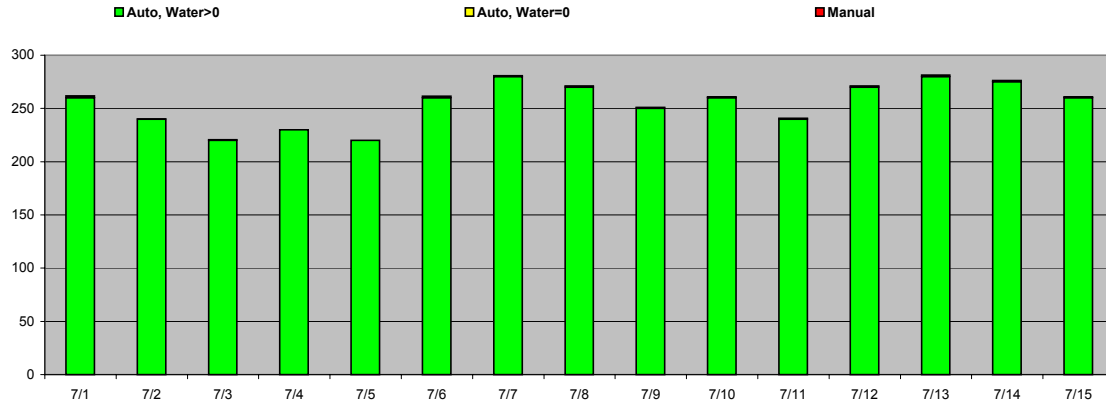


Report # 1132

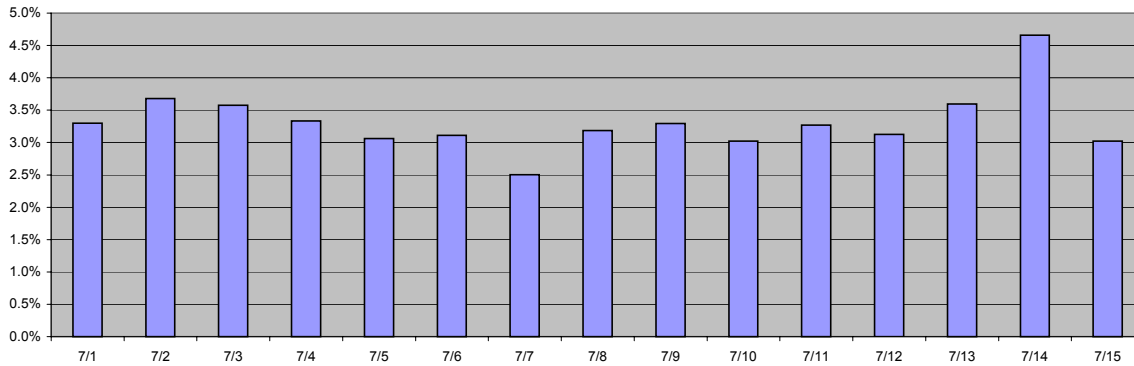


Providing You With Industry Leading Grain Conditioning Technology

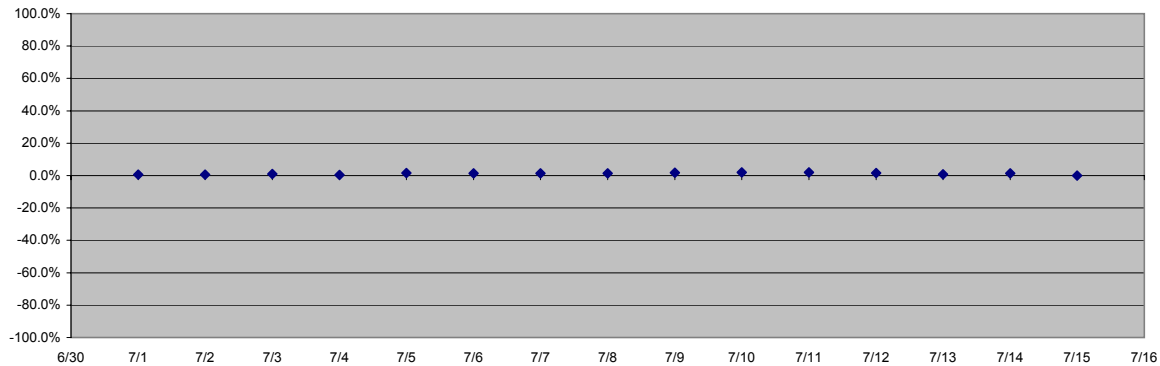
Grain Processing



Daily Percent Inventory Gain



Water Variance (Auto Water > 0)



SarTec SarComputer Statistics Report

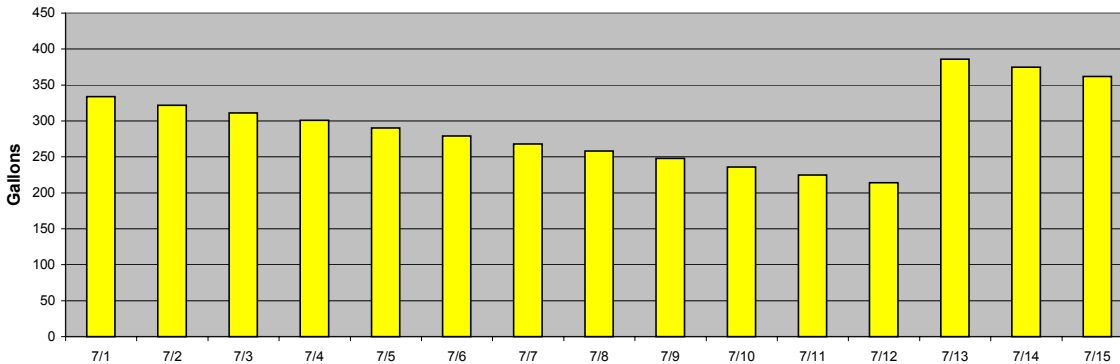
From: 7/1/2002
To: 7/15/2002

Prepared For: **Company Name**

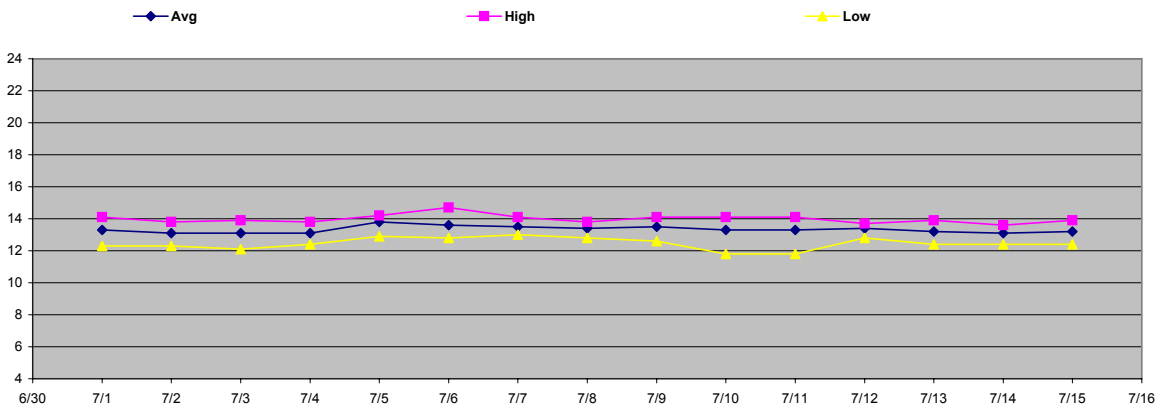
Inventory Gain(%)	3.3%
Inventory Gain(pounds)	253842
Inventory Gain(bushels)	4533
Inventory Gain(tons)	127
Water Addition Efficiency Rating:	98.8%

	Total:	Daily Average
Grain (tons, all cases)	3828	255
Actual Water (gal, all cases)	30381	2025
Target Water (gal, all cases)	30185	2012
Water Variance (%, Auto: Water > 0)		1.2%
SarTemp Tank Level (gal)		294
SarTemp Usage (gal)	164	10.9
SarTemp Application Rate (oz/ton)		5.5
Grain Moisture, Average (%)		13.3%
Grain Moisture, Average High (%)		14.0%
Grain Moisture, Average Low (%)		12.5%
Runs per Day		6
Minutes per Run (min)		54.3

SarTemp Tank Level



Grain Moisture Content(%)



SarTemp® Product Research Summary

Eight University and Commercial Feedlot Feeding Trials

Trial # - Description	ADG (lb/day)	Efficiency (Feed lbs/Gain lbs)	Type of Processing	Trial Location
1 - SarTemp	3.34	5.20	DRY ROLL	University of California, El Centro
1 - Control	3.48	5.33		
1 - % Improvement	(4.2)	2.5		
2 - SarTemp	3.80	5.87	DRY ROLL	University of Nebraska, Scottsbluff
2 - Control	3.41	6.47		
2 - % Improvement	11.4	9.3		
3 - SarTemp	2.50	9.01	DRY ROLL	University of Nebraska, Scottsbluff
3 - Control	2.24	9.59		
3 - % Improvement	11.6	6.0		
4 - SarTemp	3.70	5.46	DRY ROLL	University of California, El Centro
4 - Control	3.26	5.91		
4 - % Improvement	13.5	7.6		
5 - SarTemp	3.48	5.81	DRY ROLL	Texas Tech University
5 - Control	3.35	6.10		
5 - % Improvement	3.9	4.8		
Trials 1-5 Avg % Improvement	ADG 7.2	Efficiency 6.1	DRY ROLL	
6 - SarTemp	3.39	4.97	STEAM FLAKE	University of California, El Centro
6 - Control	3.26	5.05		
6 - % Improvement	4.0	1.6		
7 - SarTemp	3.44	6.44	STEAM FLAKE	Independent Feedlot
7 - Control	3.36	6.58		
7 - % Improvement	2.4	2.1		
8 - SarTemp	3.77	5.06	STEAM FLAKE	Texas Tech University
8 - Control	3.64	5.16		
8 - % Improvement	3.6	2.0		
Trials 6-8 Avg % Improvement	ADG 3.3	Efficiency 1.9	STEAM FLAKE	

Cattle off Feed?

Try SarStart® plus 1-800-472-7832